

PATRIOT® 4" SUBMERSIBLE

FW1676
1020
Supersedes
0820

1/2, 3/4 and 1 HP

Proven hydraulics and precision engineering make the PATRIOT® an excellent choice for years of dependable service at an affordable price.

Features:

- Made in the USA with a majority of USA content.
- Tested to resist up to 3,500 lbs of pull force
- Glass-filled Noryl® discharge & mounting ring reinforce structural integrity
- Upgraded full staging for improved performance
- Floating impeller stack easily passes debris and prevents damage
- Integrated spider bearing for tighter pump shaft security
- Paired with Flint & Walling's 4" submersible motor



P Series Submersibles



2 wire and 3 wire

115 volt and 230 volt

5, 7, 11, 19 and 27 GPM



Proven Discharge & Mounting Ring

Glass-filled Noryl® material reinforces structural integrity, just like the previous Patriot®.

Sealed Pump Shell

Capable of withstanding 3,500 lbs of pull force, this pump is meant to last.

Upgraded Full Staging

With highly optimized inner-components, expect improved pump performance from the Patriot®.

Foundation you can Trust

Flint & Walling motors are tested to the core – by people who speak your language.



CONTROL BOX FOR 3-WIRE MODELS

Quick-disconnect control box features replaceable snapout cover that keeps all components above ground for easy access and repair.

Order control box separately.

Control box not required for 2-wire models.



Performance Charts

5 to 27 GPM • 1/2 to 1 HP

HP Size, GPM and Model No.	Stages	Motor Type	Ship Wt.	Disch. Press. PSI	DEPTH TO WATER LEVEL IN FEET																Maximum Pressure		
					20	40	60	80	100	120	140	160	180	200	225	250	275	300	350	400	450	Ft.	PSI
					CAPACITIES IN GALLONS PER MINUTE																		
1/2 HP 5 GPM 4F05P05	15	1 PH 3 Wire	25	0			8.1	7.7	8.2	7.8	7.5	7.1	6.7	6.3	5.7	5.2	4.5	3.9	2.2	390	168		
		20	20	8.0	7.6	7.2	6.8	6.4	6.0	5.6	5.1	4.6	4.1	3.3	2.6	1.7							
1/2 HP 7 GPM 4F07P05	10	1 PH 3 Wire	22	0		13.4	12.6	11.8	11.0	10.2	9.3	8.5	7.6	6.4	5.0	3.3				310	134		
		20	20	13.2	12.3	11.5	10.7	9.9	9.1	8.2	7.3	6.3	5.2	3.5									
3/4 HP 7 GPM 4F07P07	14	1 PH 3 Wire	27	0		13.1	12.5	12.0	11.4	10.9	10.3	9.8	9.1	8.3	7.6	6.7	4.7	2.1	430	186			
		20	20	13.5	12.9	12.4	11.8	11.2	10.7	10.2	9.6	9.0	8.5	7.7	6.9	5.9	4.9	2.3					
1/2 HP 11 GPM 4F11P05	8	1 PH 3 Wire	22	0		14.9	13.9	13.0	12.1	11.2	10.3	9.1	7.6	4.6					277	120			
		20	20	14.6	13.6	12.7	11.8	11.0	10.0	8.7	7.0	4.4											
3/4 HP 11 GPM 4F11P07	12	1 PH 3 Wire	26	0		15.2	14.5	13.9	13.2	12.6	11.9	11.3	10.4	9.4	8.3	7.0	3.5	401	173				
		20	20	15.0	14.3	13.7	13.0	12.4	11.7	11.1	10.4	9.6	8.5	7.2	5.7	3.8							
1 HP 11 GPM 4F11P10	15	1 PH 3 Wire	30	0		14.6	14.1	13.6	13.0	12.5	11.9	11.4	10.7	9.9	9.1	8.2	5.8	2.4	504	218			
		20	20	14.5	13.9	13.4	12.8	12.3	11.7	11.2	10.6	10.0	9.2	8.3	7.3	6.0	2.7						
3/4 HP 19 GPM 4F19P07	7	1 PH 3 Wire	26	0		23.4	21.9	20.3	18.8	17.0	14.7	11.6	6.9						215	93			
		20	20	23.0	21.4	19.9	18.3	16.4	13.9	10.3	5.1												
1 HP 19 GPM 4F19P10	9	1 PH 3 Wire	27	0		23.7	22.3	20.9	19.7	18.5	17.3	15.9	13.4	9.5					283	122			
		20	20	23.3	21.8	20.5	19.3	18.2	16.9	15.3	13.2	10.2	4.5										
1 HP 27 GPM 4F27P10	7	1 PH 3 Wire	27	0		31.6	28.9	26.7	25.0	23.6	21.8	18.7	12.8						215	93			
		20	20	30.8	28.2	26.1	24.5	23.1	21.0	17.2	10.2												

NOTE: Pipe friction loss in drop pipe is not included in chart above.

Pump and motor assembly includes: Pump/motor unit and motor leads. Sta-Kon connectors and rubber electrical tape not included.

MODEL CODE NUMBER

4 F 11 P 05 - 30 1 S

4" Min. Well Diameter

Series

GPM

Material Construction

A—Cast Iron Castings, Stainless steel Shell
 G—Cast Iron Castings - Powder Coated Steel Shell
 S—Stainless Steel Castings, Stainless steel. Shell
 P—Thermoplastic Housings, Stainless steel. Shell

Motor HP Size

Lead Type
 1 — 3-wire
 5 — 2-wire

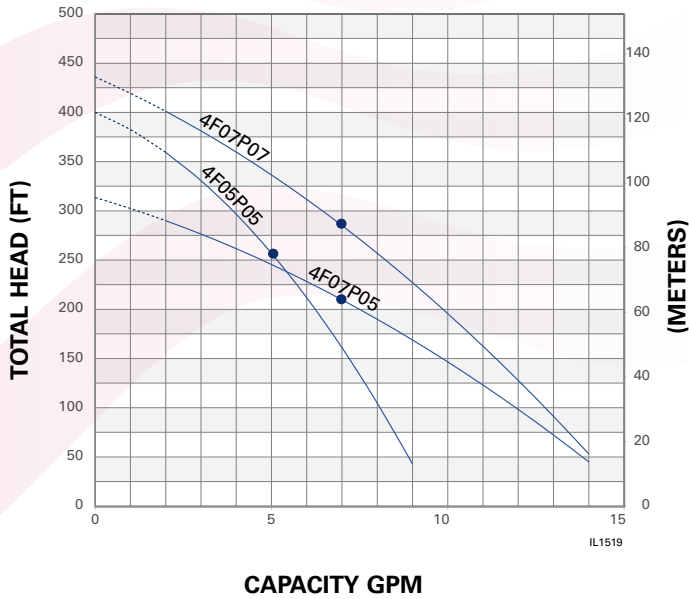
Motor Voltage and Phase
 00 — 115 V 1 Ph
 30 — 230 V 1 Ph



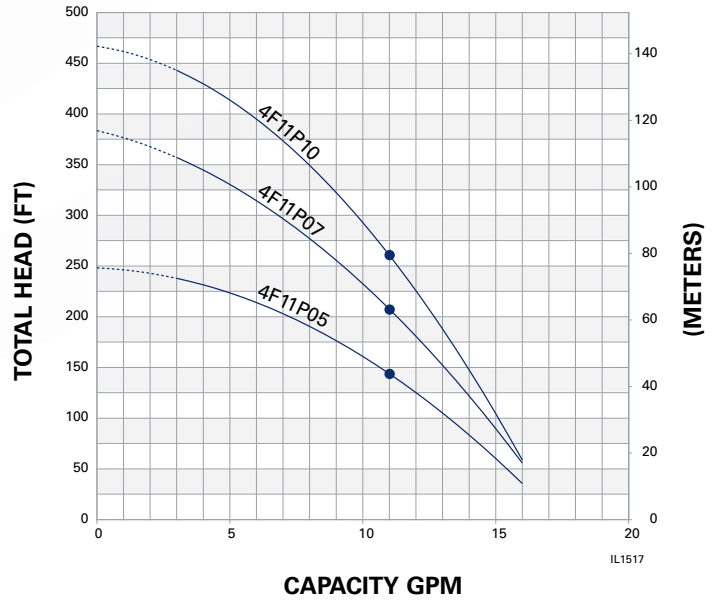
Composite Performance Curves

5 to 27 GPM • 1/2 to 1 HP

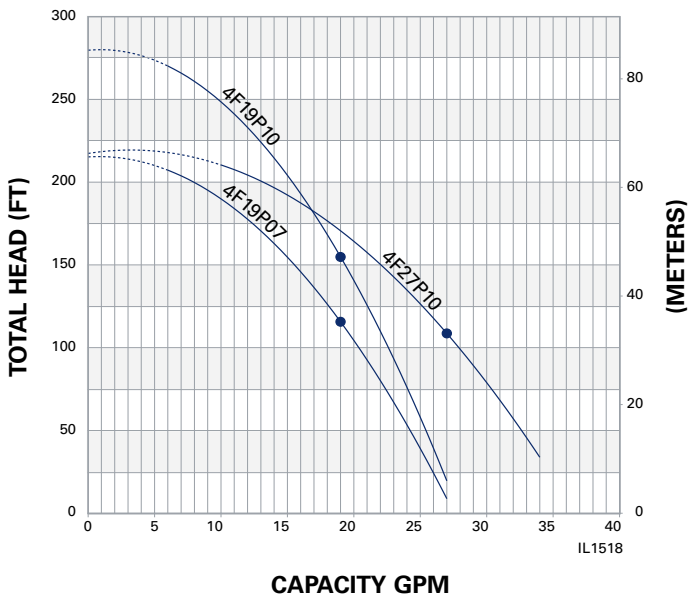
5 & 7 GPM



11 GPM



19 and 27 GPM



1-1/4" NPT



3.72"

Model	HP	Wire	A - Pump length (in)	B - Motor length (in)
4F05P05	0.5	2 & 3	20.13	10.50
4F07P05	0.5	2 & 3	16.19	10.50
4F07P07	0.75	2 & 3	19.37	11.63
4F11P05	0.5	2 & 3	15.38	10.50
4F11P07	0.75	2 & 3	18.94	11.63
4F11P10	1	2 & 3	21.56	12.50
4F19P07	0.75	2 & 3	15.12	11.63
4F19P10	1	2 & 3	17.06	12.50
4F27P10	1	2 & 3	15.37	12.50

All dimensions are rounded to the nearest 100th of an inch.

