

# SUMP PUMPS, EFFLUENT PUMPS AND SEWAGE PUMPS

FW0109  
1020  
Supersedes  
0319

## FOR WATER, EFFLUENT AND SEWAGE REMOVAL

- Non-clogging vortex impeller on submersible models
- Premium vertical switch
- Thermal overload protected
- Cast iron or thermoplastic models available
- 100% factory tested for reliable operation



3SEL, F1098, F1137, 40ECF



3CD



40ECF



3SEL

**.3 - 1/2 HP**

**Up to 90 GPM**

**Lifts to 25 ft.**



# Cast Iron Sump Pumps

## Cast Iron Contractor Sump/Effluent Pumps



- Non-clogging vortex impeller passes 1/2" solids
- Corrosion-resistant, powder coated epoxy finish
- .3 HP, 115V, 9.7 amps
- Cast iron switch case, motor and pump housing for long life and quiet operation
- Solid, buoyant float material and stainless steel float switch arm ensure long term reliability
- 1-1/2" NPT discharge to meet commercial code requirements
- Thermal overload protection keeps motor from overheating
- 2-pole, float operated switch
- Maximum temperature for effluent or dewatering - 130°F (54°C)
- 1-year limited warranty.

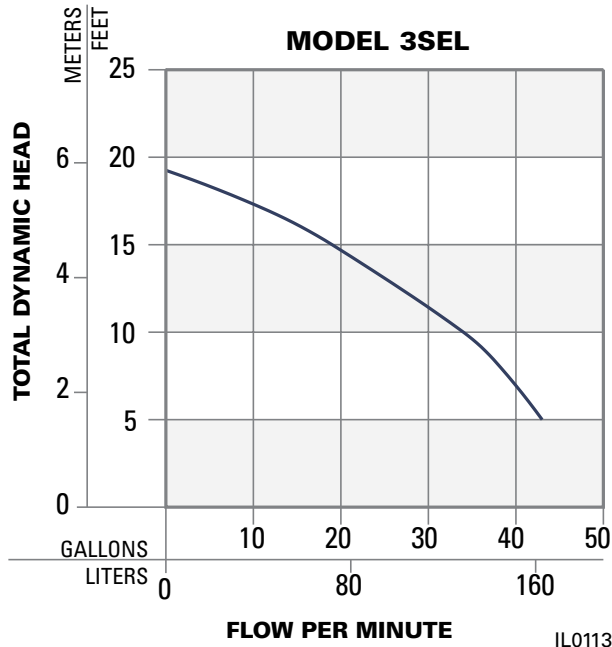


3SEL



| Model | HP | Discharge Pipe Size | Gallons Per Minute Lift Capacity |        |        |
|-------|----|---------------------|----------------------------------|--------|--------|
|       |    |                     | 5 ft.                            | 10 ft. | 15 ft. |
| 3SEL  | .3 | 1-1/2" *            | 43                               | 34     | 19     |

\*Reduces to 1-1/4" with P/N 024784



## Cast Iron Contractor Sump/Effluent Pumps



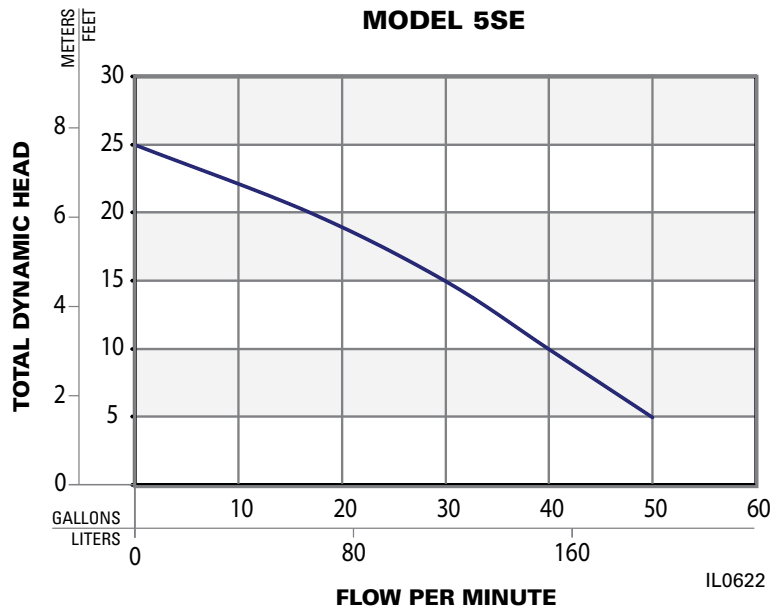
**5SE**

- Premium vertical switch easily fits into pits as small as 10 inches in diameter
- Rugged cast iron motor housing for long life
- Highly efficient, overload protected, oil-filled motor
- Non-clogging vortex impeller effectively removes lint and debris
- All stainless steel hardware
- 1-1/2" NPT discharge - passes 3/8" solids
- 100% tested before shipment for reliable operation
- 1-year limited warranty



| Model | HP  | Discharge Pipe Size | Gallons Per Minute Lift Capacity |        |        |
|-------|-----|---------------------|----------------------------------|--------|--------|
|       |     |                     | 5 ft.                            | 10 ft. | 15 ft. |
| 5SE   | 1/2 | 1-1/2"*             | 50                               | 40     | 30     |

\*Reduces to 1-1/4" with P/N 024784



## HIGH CAPACITY CONTRACTOR SUMP/EFFLUENT PUMP



- 1/2 HP, 115V, 9.4 amps
- Epoxy coated cast iron construction for long life
- Stainless steel components will not rust or corrode
- Thermal overload protection keeps motor from overheating
- Oil-filled, hermetically sealed high efficiency motor for dependable service
- 1-1/2" NPT discharge - passes 1/2" spherical solids
- 100% water tested before shipment for reliable operation
- Temperature rating: 130°F (54°C)
- 1-year limited warranty

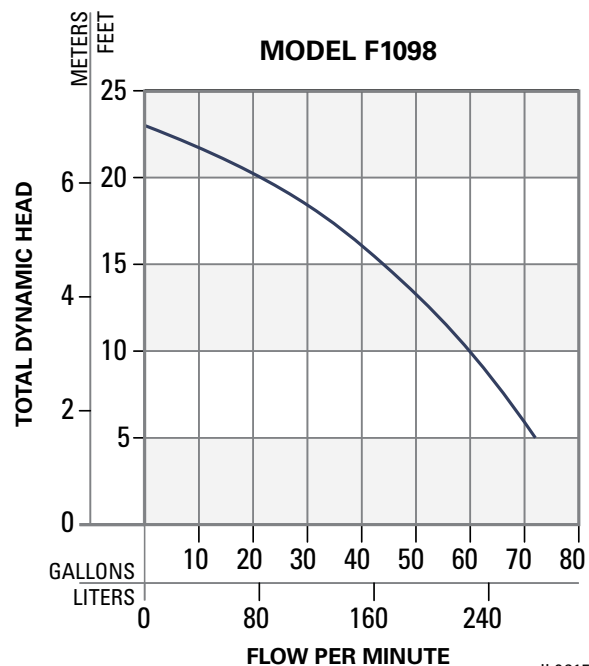


F1098



| Model | HP  | Discharge Pipe Size | Gallons Per Minute Lift Capacity |        |        |        |
|-------|-----|---------------------|----------------------------------|--------|--------|--------|
|       |     |                     | 5 ft.                            | 10 ft. | 15 ft. | 20 ft. |
| F1098 | 1/2 | 1-1/2"              | 72                               | 61     | 45     | 21     |

\*Reduces to 1-1/4" with P/N 024784



# Sump / Dewatering Pump

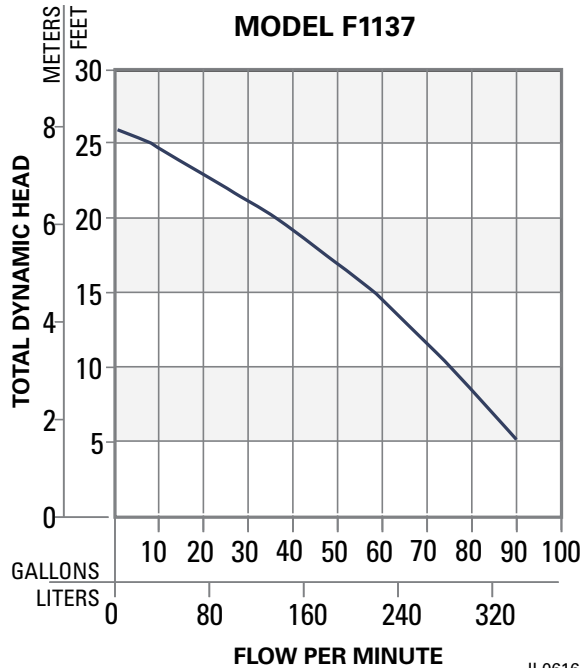
## High Head Contractor Sump/Dewatering Pump



- 1/2 HP, 115V, 10.7 amps
- Epoxy coated cast iron construction for long life
- Stainless steel components will not rust or corrode
- Thermal overload protection keeps motor from overheating
- Oil-filled, hermetically sealed high efficiency motor for dependable service
- Waterproof cord with grounded plug for easy replacement of pedestal pump in a wet environment
- 1-1/2" NPT discharge - passes 5/8" solids
- 100% water tested before shipment for reliable operation
- Temperature rating: 130°F (54°C)
- 1-year limited warranty



F1137



IL0616



# Column Sump Pumps

## Cast Iron and Thermoplastic Column Sump Pumps



3CE



3CD

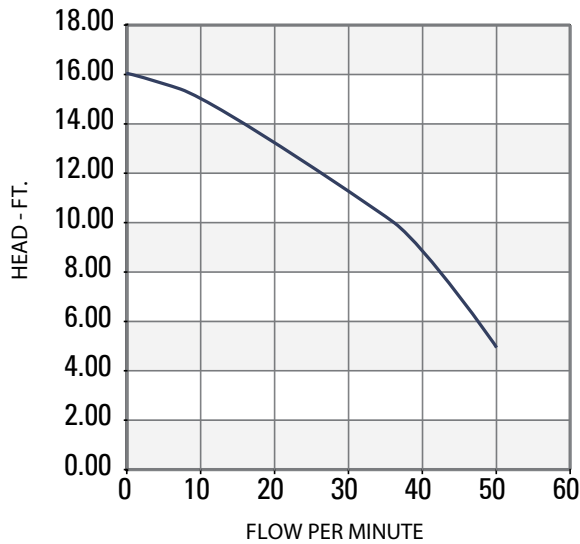


- Open type non-clogging multi-vane impeller
- Heavy duty motor - 115V, 60 cycle, single phase, 1725 RPM
- 3CE 1/3 HP, 4.0 Amps; 3CD 1/3 HP, 5.7 Amps
- Thermal overload protection keeps motor from overheating
- Waterproof cord with grounded plug
- Easily adjustable on/off float and rod type switch
- Top suction strainer filters out debris
- Durable shaft securely fits to impeller
- Operates in 130°F water continuously; 150°F intermittently
- Conveniently fits into 12" diameter pit
- 1-year limited warranty

| Model | HP  | Base          | Discharge Pipe Size | Gallons Per Minute Lift Capacity |        |        |
|-------|-----|---------------|---------------------|----------------------------------|--------|--------|
|       |     |               |                     | 5 ft.                            | 10 ft. | 15 ft. |
| 3CE   | 1/3 | Thermoplastic | 1-1/4"              | 50                               | 36     | 10     |
| 3CD   | 1/3 | Cast Iron     | 1-1/2" *            | 50                               | 41     | 22     |

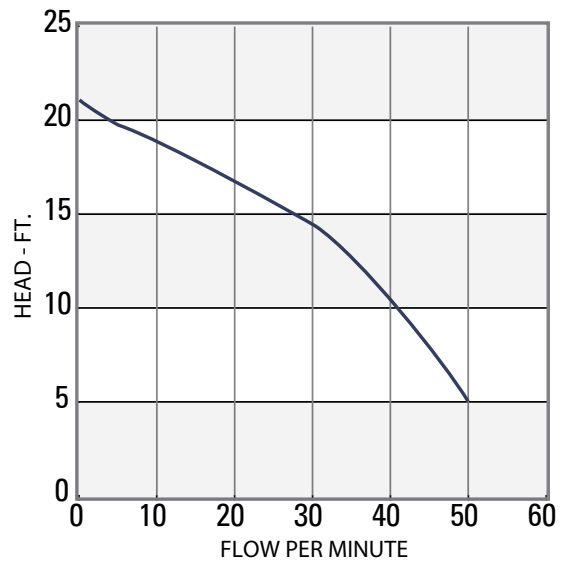
\*Reduces to 1-1/4" with P/N 024784

MODEL 3CE



IL0617

MODEL 3CD



IL0618



## .4 HP Submersible Sewage Ejector Pump

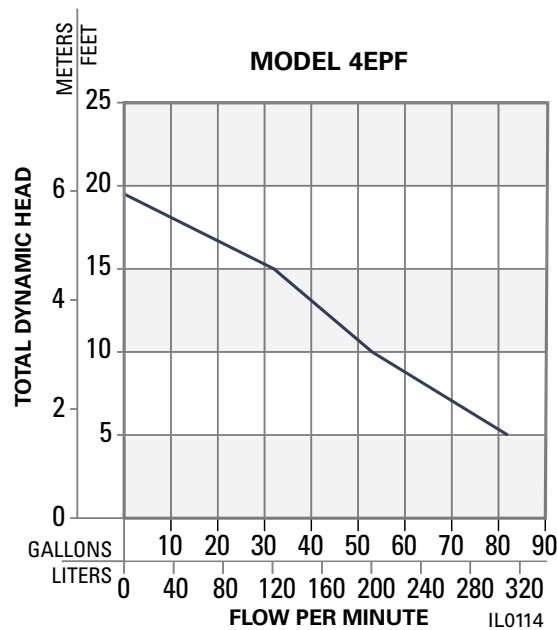


4EPF

- Bottom suction inlet with vortex impeller
- 2" NPT discharge with 2" solids pumping capacity
- Double seal for reliable service and extended life
- Premium vertical float switch
- High efficiency, .4 HP, 115V, 60 Hz motor 5.5 amps
- Environmentally friendly oil-free motor runs cooler and lasts longer
- Thermal overload protects against overheating
- Waterproof power cord with grounded plug
- Temperature Rating: 110°F (43°C)
- 1-year limited warranty



| Model | HP | Gallons Per Minute Lift Capacity |        |        |
|-------|----|----------------------------------|--------|--------|
|       |    | 5 ft.                            | 10 ft. | 15 ft. |
| 4EPF  | .4 | 82                               | 53     | 32     |



## Cast Iron Submersible Sewage Ejector Pump



- Rugged oil filled .4 HP, 115V, 60 Hz. motor 9.4 amps
- Thermal overload protects against overheating
- Epoxy coated, cast iron design dissipates motor heat for long life
- 2" discharge with 2" solids pumping capacity
- Bottom suction inlet with vortex impeller
- 10' waterproof power cord with grounded plug
- Ceramic and carbon seal for reliable service and extended life
- Temperature Rating: 130°F. (54°C.)
- 1-year limited warranty



40ECF

| Model | HP | Gallons Per Minute Lift Capacity |        |        |
|-------|----|----------------------------------|--------|--------|
|       |    | 5 ft.                            | 10 ft. | 15 ft. |
| 40ECF | .4 | 90                               | 60     | 23     |

