

AIR-E-TAINER® WELL SYSTEM TANKS

FW0019
1120
Supersedes
0618

Vertical, Horizontal and Inline Well System Tanks

- Inline tanks pre-charged for 30-50 pressure switch - Vertical tanks pre-charged for either 30 – 50 or 40 – 60 Pressure switch
- 100 PSI maximum working pressure
- Powder-coated exterior and interior
- Butyl rubber parabolic diaphragm
- 5 year Limited Warranty



Inline Tanks

Vertical Tanks

Horizontal Tank

FW®
FLINT & WALLING

Air-E-Tainer Well System Tanks

AIR-E-TAINER® PRE-PRESSURIZED WELL SYSTEM TANKS

| Part No. | Total Tank Vol. Gallons | Drawdown - Gallons by PSI Settings*** | | | Approx. Size In. Dia x Ht | Ship Wt Lbs | NPT Size/ MTL | Factory Precharge PSIG | Max Working Pressure (PSI) | Max Working Temp |
|----------|-------------------------|---------------------------------------|-------|-------|---------------------------|-------------|---------------|------------------------|----------------------------|------------------|
| | | 20/40 | 30/50 | 40/60 | | | | | | |
| 131009 | 2 | 0.7 | 0.6 | | 8-1/4 x 10-1/5 | 5 | 3/4" M | 28 | 100 | 140 |
| 132477 | 4.6 | 1.6 | 1.4 | | 11 x 14-3/4 | 9 | 3/4" M | 28 | 100 | 140 |
| 132661 | 14 | 5.2 | 4.3 | 3.7 | 15-3/8 x 24-3/4 | 25.5 | 1" F | 38 | 100 | 200 |
| 136878A* | 14 | 5.2 | 4.3 | 3.8 | 15-1/3 x 16-7/10 | 28 | 3/4" M | 28 | 100 | 200 |
| 132662 | 20 | 7.4 | 6.2 | 5.4 | 15-3/8 x 32-1/4 | 30 | 1" F | 38 | 100 | 200 |
| 132663 | 36 | 13.3 | 11.1 | 9.7 | 20 x 38-5/8 | 45 | 1" F | 38 | 100 | 200 |
| 133517 | 52 | 19.2 | 16.1 | 14 | 23-3/8 x 38-5/8 | 77 | 1-1/4" F | 38 | 100 | 200 |
| 136875 | 65 | 23.9 | 20 | 17.5 | 23-3/8 x 46-3/5 | 87 | 1-1/4" F | 38 | 100 | 200 |
| 135460 | 86 | 31.8 | 26.7 | 23.2 | 23-3/8 x 59 | 105 | 1-1/4" F | 38 | 100 | 200 |
| 136876 | 119.5 | 44 | 37 | 32 | 26 x 61-1/4 | 165 | 1-1/4" F | 38 | 100 | 200 |

*With pump stand.

***In keeping with current industry standards, drawdown factors are based on Boyle's law. Actual drawdowns will vary depending upon system variables, including the accuracy and operation of the pressure switch and gauge and operating temperature of the system.

Caution: install a pressure relief valve on any installation where the pump pressure can exceed the tank's maximum working pressure.

NOTE: Precharged tanks cannot ship via air freight.

Air-E-Tainer Features

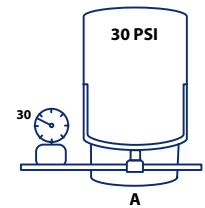


- AIR CHARGE VALVE**
 - Conveniently located for easy pressure adjustment
 - Projection-welded for durability
- DESIGNER FINISH**
 - High gloss exterior powder coat
 - Provides positive protection against corrosion and UV rays
- BUTYL RUBBER PARABOLIC DIAPHRAGM**
 - Eliminates rubbing on the tank wall or rolling over on itself
- STEEL SHELL**
- STEEL RETAINING RING**
- POWDER-COATED WATER CHAMBER**
 - Proven protection against internal corrosion
- CORROSION-RESISTANT BASE**
 - High-impact polymer material
 - Strong and stable for long life
 - Base rotates for easy alignment to pipe connection
 - Slotted and noted for air flow, reduced condensation build-up

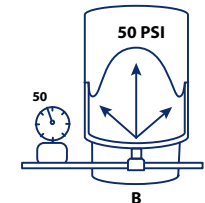
Standard 30/50 PSI System

These illustrations show the operation of the Air-E-Tainer® tank in a typical 30/50 pressure range.

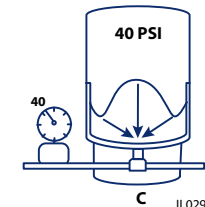
A. Tank is pre-pressurized with air at the factory.



B. When pump starts, water enters the reservoir. At 60 psig, system is filled. Pump shuts off.



C. When water is demanded, pressure in the air chamber forces water into the system. Pump turns on.



IL0294

